



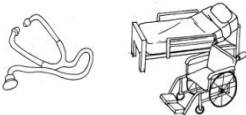





## Appendix E: PIDAC's Routine Practices Fact Sheet for All Health Care Settings

ROUTINE PRACTICES to be used with <u>ALL PATIENTS</u>	
	<p><b>Hand Hygiene</b></p> <p>Hand hygiene is performed using alcohol-based hand rub or soap and water:</p> <ul style="list-style-type: none"> <li>✓ Before and after each client/patient/resident contact</li> <li>✓ Before performing invasive procedures</li> <li>✓ Before preparing, handling, serving or eating food</li> <li>✓ After care involving body fluids and before moving to another activity</li> <li>✓ Before putting on and after taking off gloves and PPE</li> <li>✓ After personal body functions (e.g., blowing one's nose)</li> <li>✓ Whenever hands come into contact with secretions, excretions, blood and body fluids</li> <li>✓ After contact with items in the client/patient/resident's environment</li> </ul>
	<p><b>Mask and Eye Protection or Face Shield [based on risk assessment]</b></p> <ul style="list-style-type: none"> <li>✓ Protect eyes, nose and mouth during procedures and care activities likely to generate splashes or sprays of blood, body fluids, secretions or excretions.</li> <li>✓ Wear within two metres of a coughing client/patient/resident.</li> </ul>
	<p><b>Gown [based on risk assessment]</b></p> <ul style="list-style-type: none"> <li>✓ Wear a long-sleeved gown if contamination of skin or clothing is anticipated.</li> </ul>
	<p><b>Gloves [based on risk assessment]</b></p> <ul style="list-style-type: none"> <li>✓ Wear gloves when there is a risk of hand contact with blood, body fluids, secretions, excretions, non-intact skin, mucous membranes or contaminated surfaces or objects.</li> <li>✓ Wearing gloves is NOT a substitute for hand hygiene.</li> <li>✓ Remove immediately after use and perform hand hygiene after removing gloves.</li> </ul>
	<p><b>Environment and Equipment</b></p> <ul style="list-style-type: none"> <li>✓ All equipment that is being used by more than one client/patient/resident must be cleaned between clients/patients/residents.</li> <li>✓ All high-touch surfaces in the client/patient/resident's room must be cleaned daily.</li> </ul>
	<p><b>Linen and Waste</b></p> <ul style="list-style-type: none"> <li>✓ Handle soiled linen and waste carefully to prevent personal contamination and transfer to other clients/patients/residents.</li> </ul>
	<p><b>Sharps Injury Prevention</b></p> <ul style="list-style-type: none"> <li>✓ NEVER RECAP USED NEEDLES.</li> <li>✓ Place sharps in sharps containers.</li> <li>✓ Prevent injuries from needles, scalpels and other sharp devices.</li> <li>✓ Where possible, use safety-engineered medical devices.</li> </ul>
	<p><b>Patient Placement/Accommodation</b></p> <ul style="list-style-type: none"> <li>✓ Use a single room for a client/patient/resident who contaminates the environment.</li> <li>✓ Perform hand hygiene on leaving the room.</li> </ul>

Reference: PIDAC's *Routine Practices and Additional Precautions for All Health Care Settings*, revised July 2011. Available at:  
<http://www.oahpp.ca/resources/pidac-knowledge/best-practice-manuals/routine-practices-and-additional-precautions.html>

Images Developed By: Kevin Rostant